

SST42V™
User Guide

Replacement Parts

Description

Screw-on alligator clip

4" Flex probe adapter

Screw-on banana plug

Blow molded case

User Guide

Part Number

WAE-50B P4

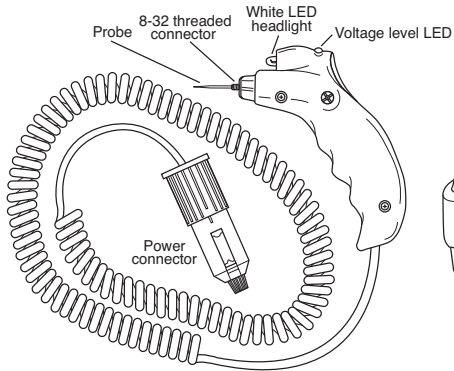
SST-13 P3

WAE-58B P4

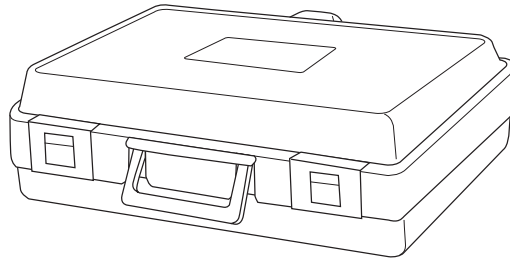
SST-21

02491-046

Components



Carrying case




Adapter kit



4" flex probe



banana jack



alligator clip

Contents

Safety Information	5
Introduction	7
Hookup	9
Testing	10
Specifications	11
Warranty	12
Contact Information	13

Safety Information

Before using this equipment, carefully read, understand and follow instructions and safety messages on equipment and in this guide.

The guide cannot anticipate or provide advice and cautions for all situations encountered by technicians. With this in mind, always follow and refer to the manuals provided by the manufacturer or the vehicle or equipment being tested or used for all information and testing procedures whenever diagnosing, repairing or operating such vehicle or equipment.

Failure to follow the instructions, cautions and warnings provided here as well as those provided by the vehicle and equipment manufacturers can result in fire, explosion, bodily injury and property damage.

In addition to the information listed below, additional warnings and cautions are listed throughout the guide. Please read them carefully.

Safety Information

⚠ Fuel vapors are toxic and explosive, which can cause severe injury or death.

- Use proper ventilation to avoid breathing fuel vapors.
- If the skin is directly exposed, wash the area immediately and change any clothes that have become wet with fuel.
- Always wear approved safety glasses when testing. Should fuel get into eyes, flush eyes immediately with water and consult your physician.

⚠ Vehicles emit flammable vapors which can ignite.

- Keep flames, sparks, cigarettes and other ignition sources away from the vehicle at all times.
- Use a dry chemical extinguisher to fight flames (preferably one marked ABC, though BC is acceptable). A foam extinguisher is acceptable only if it is ARF grade, which is resistant to alcohol.

The SST42V is designed specifically for the automotive service professional. A single hookup allows you to identify power and ground in 12V, 24V and 42V automotive circuits. The tester is computer and air bag safe and comes with a Lifetime Warranty.

The SST42V uses unique electronic circuitry to load the test circuit without drawing excessive current. It has all the advantages of a "test light" but can be used across a wide variety of voltage ranges.

The SST42V is ideal for under dash and engine compartment testing:

- 10' heat and oil resistant coiled cord for a wide range of movement without long cords that can be caught or tangled
- stainless steel $\frac{3}{4}$ " tip for wire piercing
- pistol-grip design for secure handling
- visual and audio indicators for power and ground detection
- blow-molded carrying case to store tester and adapters

Introduction

Features:

- 12V, 24V, and 42V compatibility with Hybrid/ Heavy Duty vehicles
- identifies grounds, normal 12V power, and higher voltage levels
- detects open circuit or weak power connections
- will not indicate 5V signals as power sources
- microprocessor controlled "smart" voltage level sensing
- active loading of circuit to verify power supplies
- three distinctive audio tones

- three color LED (red, green, yellow)
- white super bright LED headlamp for testing in dimly lit areas
- power port (cigarette lighter)
- proven pistol grip durability

Benefits:

- safe to use on Hybrid and electric vehicles
- allows easy identification of normal battery voltage
- detects higher voltage sources
- prevents accidental use of the wrong power source
- verifies good ground connections

1. If needed, screw on the appropriate adapter over the probe tip.
2. If you are testing under the hood, attach the battery adapter:
 - red clamp to battery positive
 - black clamp to battery negative
3. Plug the power connector into the power source:
 - vehicle's auxiliary power port
 - battery adapter power connector (optional)

The headlight will light when power is applied correctly.



Caution

*Test air bag circuits according to Shop Manual procedures.
Incorrect testing can deploy the air bag.*

Testing

Caution

Testing circuits over 50V can cause permanent damage to the tester.

Probe a point on the circuit you are testing.

The LEDs light and the tone sounds to indicate the circuit type:

LED/ Tone	Result
<i>Green** / low tone</i>	indicates ground
<i>Red** / medium tone</i>	indicates normal power (12V)
<i>Yellow** / high tone</i>	indicates high power (24V, 42V)

**See Specifications for voltage ranges

Thorough testing

Open circuits can be caused by a variety of problems. When checking the circuit, be sure you include these items:

- *related fuses*
- *wiring and connectors (for corrosion and wear)*

Specifications

Specifications:

Power Supply Connection	Power Port (Cigarette plug)
Power Supply	8–45 VDC (under 35 mA)
Probe Tip input Range	0–50 VDC
Operating Temperature	0–110° F

Logic Levels:

Green/Low Tone	0–1.5 VDC (Ground)
Red/Medium Tone	7–16 VDC (Normal 12V battery power)
Yellow/High Tone	16–50V (Hybrid Power)

Warranty

Subject to the conditions that follow and are noted below, this product is warranted to be free from defects in material and workmanship, under proper use and in accordance with the manufacturer's written recommendation and specifications, for a period designated below on all products:

- This product carries a lifetime warranty.

The manufacturer's obligation under this warranty is limited to unaltered products returned to the manufacturer by the initial end user of the new products. Therefore, this warranty does not cover any products resold by the end user to third parties, nor any reconditioned products sold as such, by the manufacturer. The sole remedy for any such defect shall be the repair, or replacement, of the product at the sole discretion of the manufacturer. This warranty does not cover expendable parts, such as batteries, nor does it cover shipping or handling. In addition, manufacturer is not liable for any loss or damage to product during shipping.

In the event it is determined that the product has been tampered with, or altered in any way, this warranty is void and all claims against the product will not be honored. All warranty claims must be submitted as outlined by the manufacturer and shall be processed in accordance with the manufacturer's established warranty claim procedures. These procedures include provisions that proof of purchase must be established (by either warranty card from the seller or by point of purchase receipt) and that the manufacturer will make every attempt to return ship the product within one business day from receipt of the returned product, freight prepaid.

In addition, all maintenance procedures, as outlined by the product manuals, should be followed for the warranty to be kept in force. Should the product not be used in accordance with procedures as specified, or if the product otherwise fails outside of the warranty, the manufacturer reserves the right to make such judgment and the party returning the product will be notified that written notification will be necessary to repair the product at a cost which the manufacturer deems as reasonable. The product will then be shipped back to the customer, COD; or as the manufacturer deems appropriate.

This is the only authorized manufacturer's warranty and is in lieu of all other expressed, or implied, warranties or representations, including but not limited to any implied warranties of merchantability or fitness or any other obligations on the part of the manufacturer. In no event will the manufacturer be liable for business interruptions, loss of profit, personal injury, costs of delays, or any special, indirect, incidental or consequential damages, costs or losses.

Contact Information

If you have any questions about our products including technical assistance, call our customer care department during standard business hours EST. If a customer care representative directs you to return any equipment, be sure to include these items:

- a written description of the problem;
- the name and telephone number of your contact person;
- your shipping address, and
- our return authorization number (from customer care).

Customer Care & Tech Support:

800-342-5080

Service & Repair Center:

662-453-6212

Fax:

216-761-9879

E-mail:

support@hickok-inc.com
repaircenter@hickok-inc.com

Service Address:

Hickok Inc.
Automotive Group
1716 Carrollton Ave. Dock E
Greenwood, MS 38930

Contact Information

Don't forget to check out other testers, equipment and parts at our websites. Access our Quick-n-E-Z Parts and Service from any of these sites 24/7 for ordering parts or service.

Visit
www.hickok-inc.com

Visit
www.quick-n-ezparts.com

Visit
www.waekon.com